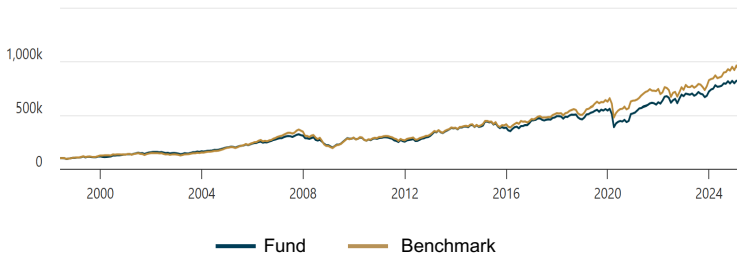


## Performance (%) <sup>1</sup>

	1 month	3 months	1 year	3 years p.a.	4 years p.a.	5 years p.a.	Since inception p.a. (31 May 1998)
<b>Fund</b> <sup>2</sup>	-0.5	-3.2	4.0	5.6	8.7	13.3	8.0
<b>Benchmark</b> <sup>3</sup>	3.6	-3.7	9.8	7.2	7.9	12.1	8.6

## Cumulative value of AUD \$100,00 invested



## Portfolio characteristics <sup>4</sup>

	Fund	Market overall <sup>5</sup>
Price: Earnings ratio	13.9	18.2
Price: Cash flow ratio	8.2	12.0
Price: Net tangible assets ratio	2.0	2.5
Grossed up dividend yield %	6.6	4.6
Balance sheet strength <sup>6</sup>	0.24	0.34
Growth in earnings per share % <sup>7</sup>	4.7	5.9

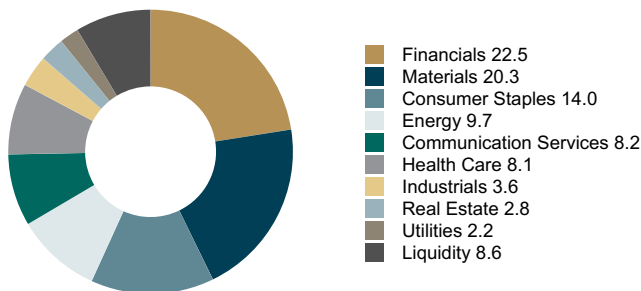
## Top 5 holdings (%)

Top 5 holdings (%)	Weighting
ANZ Group	7.9
Westpac Banking	7.3
BHP Group	6.5
Telstra Group	5.5
Woodside Energy Group	4.2

## Risk measures

	Fund	Benchmark
Monthly volatility % p.a. <sup>8</sup>	12.6	13.2
Tracking error (ex-ante) <sup>9</sup>	7.3	
Beta vs Benchmark <sup>9</sup>	1.5	

## Fund sector weight (%)



## Annual distributions

	Cents per unit	Distribution return %
30 June 2024	6.5700	6.1
30 June 2023	7.3634	10.2
30 June 2022	10.2082	10.7
30 June 2021	5.6489	6.8
30 June 2020	8.4733	9.5

### Notes:

1 Past performance is not a reliable indicator of future performance. Source: Maple-Brown Abbott Ltd, S&P as at 30 April 2025.

2 The Fund's performance relates to wholesale investors only. If you are a retail investor, you can obtain up to date returns at [maple-brownabbott.com](http://maple-brownabbott.com). Total return is based on the movement in withdrawal price per unit plus distributions and is before tax and after all fees and charges. Imputation credits and foreign income tax offsets are not included in performance figures.

3 The benchmark is S&P/ASX 200 Total Return Index.

4 The portfolio characteristics are based on the underlying securities held within the Fund/market overall. The figures shown for the Fund are our own estimates for the next 12 months having regard to available information on the underlying companies as at 30 April 2025 and are subject to change without notice. The market overall is an estimate for the next 12 months based on estimates from FactSet and Maple-Brown Abbott. These figures are based on certain assumptions (including forecasting a company's earnings, profit, cash flows, balance sheet, estimating payout ratio and franking levels) which may be inaccurate or impacted by unknown risks. Actual outcomes may vary in a materially positive or negative manner.

5 The market overall data represents our quantitative data which includes 97.8% of the index weight of the stocks in the benchmark, plus non-benchmark stocks.

6 Balance sheet strength is calculated as cash flow/total liabilities. Refer footnote 4 for further detail.

7 This number is a 4 year estimate. The figures shown for the Fund are our own estimates having regard to available information on the underlying companies as at 30 April 2025 and are subject to change without notice. The market overall is an estimate based on estimates from FactSet and Maple-Brown Abbott.

8 Volatility is at since inception 31 May 1998. The volatility is calculated for both the Fund and benchmark. Volatility calculation is annualised and is the standard deviation of monthly returns.

9 Source: UBS as at 30 April 2025.

## Overview

The Maple-Brown Abbott Australian Share Fund – Wholesale (the "Fund") is invested in companies listed (or expected to be listed) on an Australian securities exchange and is actively managed. Our value-based investment philosophy underlies our approach to stock selection, driven by our bottom-up research process designed to maximise the opportunities to deliver income and long-term capital growth to our clients. We use several valuation screens to rank our investment universe and generate stock ideas. Our experienced team then undertakes detailed quantitative and qualitative analysis to identify companies that are trading at a discount to our assessment of their underlying value. The Fund provides exposure to a diversified portfolio of our highest conviction opportunities which we expect to deliver strong risk-adjusted returns over the long-term. We aim to invest across a broad universe of Australian companies and will typically hold 25–40 stocks.

## Fund snapshot

### Objective

The Fund aims to outperform the S&P/ASX 200 Total Return Index (Benchmark), after fees, over a four-year period.

### Asset allocation ranges

Australian equities	85-100%
Cash	0-15%

### Fund facts

Fund size	\$302m
Inception date	31 May 1998
APIR code	ADV0046AU
Distribution frequency	Quarterly
Management fees and costs <sup>10</sup>	0.80% p.a.
Minimum investment <sup>10</sup>	\$100,000
Minimum withdrawal <sup>10</sup>	\$10,000
Buy/sell spread <sup>10</sup>	0.19%/0.19%
Application price (AUD)	\$0.9170
Redemption price (AUD)	\$0.9136

#### Notes:

<sup>10</sup> Additional fees and costs may also apply in relation to an investment in the Fund. For a full description of the fees and costs refer to the Fund Product Disclosure Statement ("PDS") and Additional Information Booklet ("AIB") for the Fund.

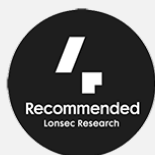
### Investment philosophy

Value, active, bottom up

### Portfolio Manager

Dougal Maple-Brown

## Fund ratings



Signatory of:



### Further information

Contact our Client Service team by:

T 1300 097 995

E [mba@unitregistry.com.au](mailto:mba@unitregistry.com.au)

### Australian Head Office

Maple-Brown Abbott Limited

Level 25, Australia Square Tower

264 George Street, Sydney NSW 2000

### UK Office

Antipodes Partners Limited

Suite 823

125 Old Broad Street

London EC2N 1AR UK

**Lonsec:** The Lonsec rating issued 10/2024 is published by Lonsec Research Pty Ltd ABN 11 151 658 561 AFSL 421 445 (Lonsec). Ratings are general advice only, and have been prepared without taking account of your objectives, financial situation or needs. Consider your personal circumstances, read the product disclosure statement and seek independent financial advice before investing. The rating is not a recommendation to purchase, sell or hold any product. Past performance information is not indicative of future performance. Ratings are subject to change without notice and Lonsec assumes no obligation to update. Lonsec uses objective criteria and receives a fee from the Fund Manager. Visit [lonsec.com.au](https://lonsec.com.au) for ratings information and to access the full report. ©2024 Lonsec. All rights reserved.

**Zenith:** The Zenith Investment Partners (ABN 27 103 132 672, AFS Licence 226872) ("Zenith") rating (assigned ADV0046AU June 2024) referred to in this piece is limited to "General Advice" (s766B Corporations Act 2001) for Wholesale clients only. This advice has been prepared without taking into account the objectives, financial situation or needs of any individual, including target markets of financial products, where applicable, and is subject to change at any time without prior notice. It is not a specific recommendation to purchase, sell or hold the relevant product(s). Investors should seek independent financial advice before making an investment decision and should consider the appropriateness of this advice in light of their own objectives, financial situation and needs. Investors should obtain a copy of, and consider the PDS or offer document before making any decision and refer to the full Zenith Product Assessment available on the Zenith website. Past performance is not an indication of future performance. Zenith usually charges the product issuer, fund manager or related party to conduct Product Assessments. Full details regarding Zenith's methodology, ratings definitions and regulatory compliance are available on our Product Assessments and at [Fund Research Regulatory Guidelines](#).

**Disclaimer:** This document is prepared and issued by Maple-Brown Abbott Limited ABN 73 001 208 564, AFSL 237296 ("MBA"). This document contains general information only, and does not take into account your investment objectives, financial situation or specific needs. Before making any investment decision, you should seek independent investment, legal, tax, accounting or other professional advice as appropriate. Past performance is not a reliable indicator of future performance. Neither MBA, nor any of its related parties, directors or employees, make any representation or give any guarantee as to the return of capital, performance, any specific rate of return, or the taxation consequences of, any investment. Any views expressed on individual stocks or other investments, or any forecasts or estimates, are not a recommendation to buy, sell or hold, they are point in time views and may be based on certain assumptions and qualifications not set out in part or in full in this document. The views and opinions contained in this document are those of the authors as at the date of publication and are subject to change due to market and other conditions. Such views and opinions may not necessarily represent those expressed or reflected in other MBA communications, strategies or funds. Information derived from sources is believed to be accurate, however such information has not been independently verified and may be subject to assumptions and qualifications compiled by the relevant source and this document does not purport to provide a complete description of all or any such assumptions and qualifications. To the extent permitted by law, neither MBA, nor any of its related parties, directors or employees, make any representation or warranty as to the accuracy, completeness, reasonableness or reliability of this information, or accept liability or responsibility for any losses, whether direct, indirect or consequential, relating to, or arising from, the use or reliance on this information. Before making a decision whether to acquire, or to continue to hold an investment in the Fund, you should obtain and consider the current Product Disclosure Statement, Additional Information Booklet and Target Market Determination which is available at [maple-brownabbott.com/document-library/](https://maple-brownabbott.com/document-library/) or by calling 1300 097 995. This information is current as at 30 April 2025 and is subject to change at any time without notice. © 2025 Maple-Brown Abbott Limited.