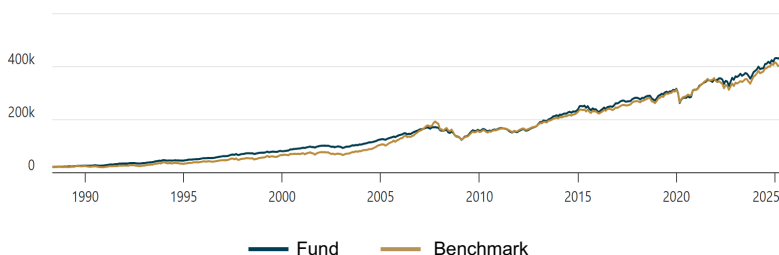


Performance (%) ¹

	1 month	3 months	1 year	3 years p.a.	4 years p.a.	5 years p.a.	Since inception p.a. (31 May 1988)
Fund ²	0.8	0.6	11.1	6.9	7.0	9.5	8.7
Benchmark ³	0.6	-2.8	8.1	6.0	5.1	7.9	N/A

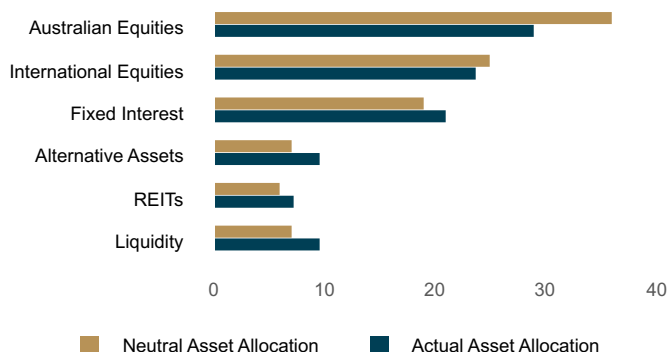
Cumulative value of AUD \$20,000 invested



Australian equities top 5 holdings (%)

Security	Weighting
ANZ Group	7.9
BHP Group	7.6
Westpac Banking	7.3
Telstra Group	5.8
Rio Tinto	4.8

Asset allocation (%)



Value characteristics

Australian equities ⁴	Fund	Market overall ⁵
Price: Earnings ratio	14.2	18.2
Price: Cash flow ratio	8.9	12.0
Price: Net tangible assets ratio	1.7	2.5
Grossed up dividend yield %	6.3	4.6
Balance sheet strength ⁶	0.23	0.34
Growth in earnings per share % ⁷	4.8	5.9

Annual distributions

	Cents per unit	Distribution return %
30 June 2024	21.9679	11.1
30 June 2023	11.3768	6.0
30 June 2022	22.8950	10.5
30 June 2021	13.9534	7.4
30 June 2020	6.5441	3.0

Notes:

1 Past performance is not a reliable indicator of future performance. Source: Maple-Brown Abbott Ltd, Morningstar as at 30 April 2025.

2 The Fund's performance is based on the movement in net asset value per unit plus distributions and is before tax and after all fees and charges. Imputation and foreign tax credits are not included in the performance figures.

3 The benchmark start date is 1 January 1989. The Benchmark to 31 May 2008 is the Standard & Poor's Multisector 80 Wholesale Index and from 1 June 2008 is the Morningstar Australia Fund Multisector Growth category average.

4 The portfolio characteristics are based on the underlying securities held within the Fund/market overall. The figures shown for the Fund are our own estimates for the next 12 months having regard to available information on the underlying companies as at 30 April 2025 and are subject to change without notice. The market overall is an estimate for the next 12 months based on estimates from UBS, Macquarie and Maple-Brown Abbott. These figures are based on certain assumptions (including forecasting a company's earnings, profit, cash flows, balance sheet, estimating payout ratio and franking levels) which may be inaccurate or impacted by unknown risks. Actual outcomes may vary in a materially positive or negative manner.

5 The market overall data represents our quantitative data which includes 96.5% of the index weight of the stocks in the benchmark, plus non-benchmark stocks.

6 Balance sheet strength is calculated as cash flow/total liabilities. Refer footnote 4 for further detail.

7 This number is a 4 year estimate. The figures shown for the Fund are our own estimates having regard to available information on the underlying companies as at 30 April 2025 and are subject to change without notice. The market overall is an estimate based on estimates from UBS, Macquarie and Maple-Brown Abbott.

Overview

The Maple-Brown Abbott Diversified Investment Trust (the "Fund") provides exposure to a diversified portfolio of growth and defensive assets with the potential to provide long-term capital growth and income and is actively managed. The Fund is invested in growth assets including Australian equities, international equities and real estate investment trusts (REITs), and defensive assets including fixed interest, alternative assets and cash. The expertise and track record of our investment teams across asset classes may be complemented by specialist external managers. The strategic asset allocation and ongoing tactical asset allocation are reviewed and monitored by the Asset Allocation Committee made up of senior investment team members with macroeconomic input. The portfolio is constructed within a disciplined risk management framework, which is overseen by the portfolio manager.

Fund snapshot

Objective

The Fund aims to outperform the Morningstar Australia Fund Multisector Growth category average (Benchmark), after fees, over a four-year period.

Fund facts

Fund size	\$177m
Inception date	31 May 1988
APIR code	MPL0001AU
Distribution frequency	Quarterly
Management fees and costs ⁸	1.06% p.a.
Minimum investment ⁸	\$20,000
Minimum withdrawal ⁸	\$1,000
Buy/sell spread ⁸	0.16%/0.16%
Application price (AUD)	\$2.0719
Redemption price (AUD)	\$2.0653

Notes:

⁸ Additional fees and costs may also apply in relation to an investment in the Fund. For a full description of the fees and costs refer to the Fund Product Disclosure Statement ("PDS") and Additional Information Booklet ("AIB") for the Fund.

Asset allocation ranges

Australian Equities	25-60%
International Equities	10-35%
REITs	0-15%
Fixed Interest	10-50%
Alternative Assets	0-15%
Cash	0-25%


Investment philosophy

Value, active, bottom up

Portfolio Manager

Dougal Maple-Brown

Fund ratings



Signatory of:



Further information

Contact our Client Service team by:

T 1300 097 995

E mba@unitregistry.com.au

Australian Head Office

Maple-Brown Abbott Limited
Level 25, Australia Square Tower
264 George Street, Sydney NSW 2000

UK Office

Antipodes Partners Limited
Suite 823
125 Old Broad Street
London EC2N 1AR UK

Lonsac: The Lonsac rating issued 05/2024 is published by Lonsac Research Pty Ltd ABN 11 151 658 561 AFSL 421 445 (Lonsac). Ratings are general advice only, and have been prepared without taking account of your objectives, financial situation or needs. Consider your personal circumstances, read the product disclosure statement and seek independent financial advice before investing. The rating is not a recommendation to purchase, sell or hold any product. Past performance information is not indicative of future performance. Ratings are subject to change without notice and Lonsac assumes no obligation to update. Lonsac uses objective criteria and receives a fee from the Fund Manager. Visit lonsac.com.au for ratings information and to access the full report. ©2024 Lonsac. All rights reserved.

Disclaimer: This document is prepared and issued by Maple-Brown Abbott Limited ABN 73 001 208 564, AFSL 237296 ("MBA"). This document contains general information only, and does not take into account your investment objectives, financial situation or specific needs. Before making any investment decision, you should seek independent investment, legal, tax, accounting or other professional advice as appropriate. Past performance is not a reliable indicator of future performance. Neither MBA, nor any of its related parties, directors or employees, make any representation or give any guarantee as to the return of capital, performance, any specific rate of return, or the taxation consequences of, any investment. Any views expressed on individual stocks or other investments, or any forecasts or estimates, are not a recommendation to buy, sell or hold, they are point in time views and may be based on certain assumptions and qualifications not set out in part or in full in this document. The views and opinions contained in this document are those of the authors as at the date of publication and are subject to change due to market and other conditions. Such views and opinions may not necessarily represent those expressed or reflected in other MBA communications, strategies or funds. Information derived from sources is believed to be accurate, however such information has not been independently verified and may be subject to assumptions and qualifications compiled by the relevant source and this document does not purport to provide a complete description of all or any such assumptions and qualifications. To the extent permitted by law, neither MBA, nor any of its related parties, directors or employees, make any representation or warranty as to the accuracy, completeness, reasonableness or reliability of this information, or accept liability or responsibility for any losses, whether direct, indirect or consequential, relating to, or arising from, the use or reliance on this information. Before making a decision whether to acquire, or to continue to hold an investment in the Fund, you should obtain and consider the current Product Disclosure Statement, Additional Information Booklet and Target Market Determination which is available at maple-brownabbott.com/document-library/ or by calling 1300 097 995. This information is current as at 30 April 2025 and is subject to change at any time without notice. ©2025 Maple-Brown Abbott Limited.